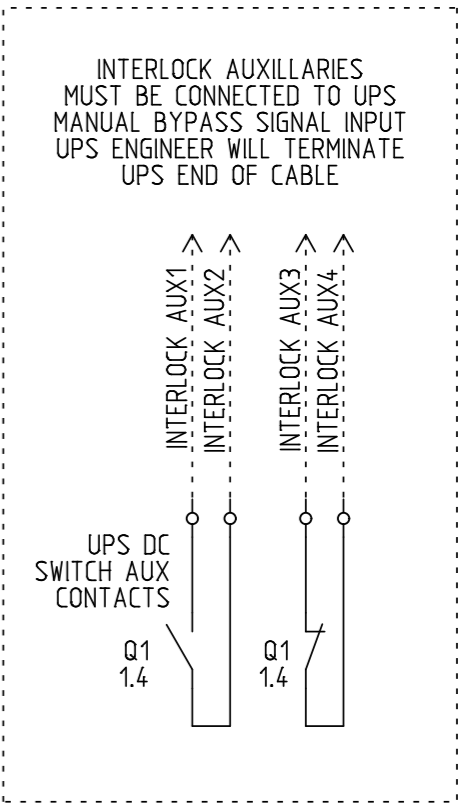


MAX PANEL SUPPLY PROTECTIVE DEVICE RATING:  
**630 AMPS**



**FUSE RATING OPTIONS:**  
500A  
630A

**PLEASE SPECIFY ON ORDER**

NO	NC
1.8	1.9

<b>NOTES:</b> 1) PRODUCT MUST BE INSTALLED IN COMPLIANCE WITH ALL NATIONAL AND LOCAL ELECTRICAL REGULATIONS 2) PLEASE REFER TO UPS PRODUCT MANUALS FOR ADDITIONAL INFORMATION 3) ALL DIMENSIONS IN MM UNLESS OTHERWISE SPECIFIED 4) 4 - CORE SHIELDED SIGNAL CABLE MUST BE RUN FROM EMBS TO EACH UPS UNIT 5) ALL DASHED LINES EXTERNAL TO BYPASS PANEL	PRODUCT REF:	RB1-DC-ISO-630-2P-1S	REV NO:	3
	DOCUMENT NUMBER:	RBECAD00756	CREATION DATE:	29/04/2016
	PAGE DESCRIPTION:	MAIN SWITCH'S	REV DATE:	01/10/2020
	PROJECT NO:	SUBMITTAL DRAWING	DRAWN BY:	R BARNES
	PAGE TEMPLATE REF:	RBQS00075REV2	CHECKED BY:	L RICHARDSON
	PRODUCT WEIGHT:	35KG	SHEET NUMBER:	1 OF 3

ENCLOSURE LAYOUT

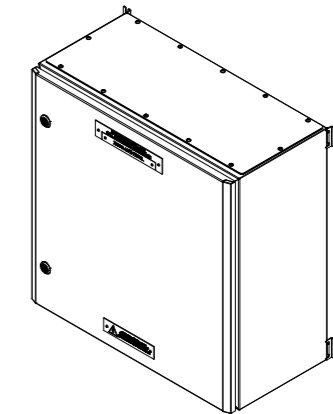
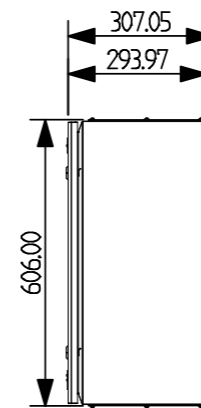
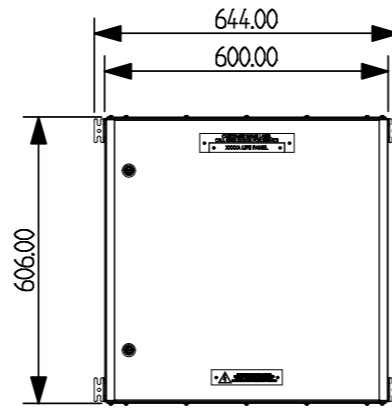
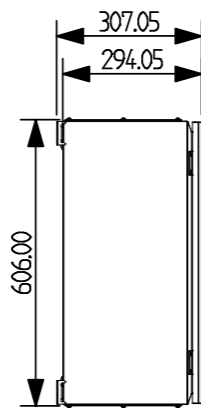
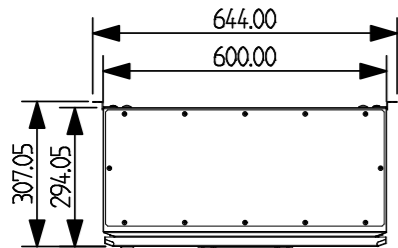
LEFT VIEW

FRONT/REAR VIEW

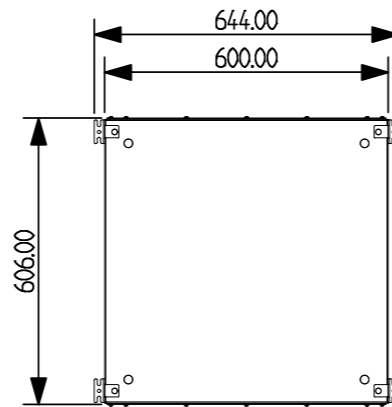
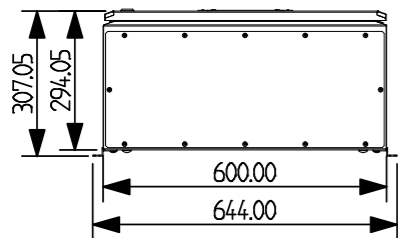
RIGHT VIEW

ISOMETRIC VIEW

TOP VIEW



BOTTOM VIEW



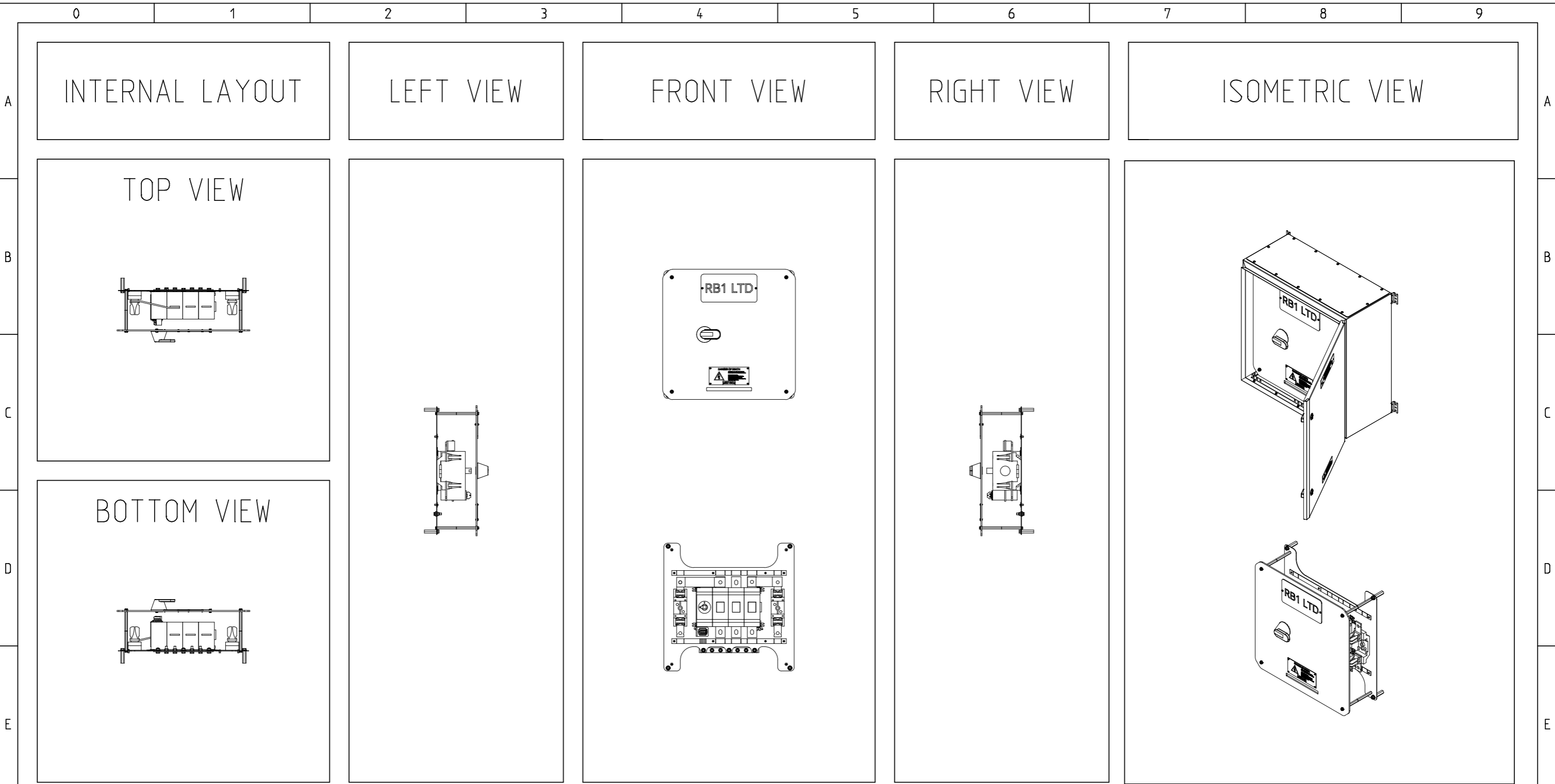
NOTES ON MECHANICAL LAYOUT:

1. ENCLOSURE CAN BE INSTALLED WITHOUT MOUNTING FEET IF PREFERRED
2. DOOR CAN BE HUNG ON OPPOSITE SIDE ON REQUEST

NOTES:

- 1) PRODUCT MUST BE INSTALLED IN COMPLIANCE WITH ALL NATIONAL AND LOCAL ELECTRICAL REGULATIONS
- 2) PLEASE REFER TO UPS PRODUCT MANUALS FOR ADDITIONAL INFORMATION
- 3) ALL DIMENSIONS IN MM UNLESS OTHERWISE SPECIFIED
- 4) 4 - CORE SHIELDED SIGNAL CABLE MUST BE RUN FROM EMBS TO EACH UPS UNIT
- 5) ALL DASHED LINES EXTERNAL TO BYPASS PANEL

PRODUCT REF:	RB1-DC-ISO-630-2P-1S	REV NO:	3
DOCUMENT NUMBER:	RBECAD00756	CREATION DATE:	22/03/2020
PAGE DESCRIPTION:	MECHANICAL LAYOUT	REV DATE:	01/10/2020
PROJECT NO:	SUBMITTAL DRAWING	DRAWN BY:	R BARNES
PAGE TEMPLATE REF:	RBQS00078REV2	CHECKED BY:	L RICHARDSON
PRODUCT WEIGHT:	35KG	SHEET NUMBER:	2 OF 3



**ELECTRICAL CONNECTIONS:**

1. UPS DC CONNECTION: M12 BOLT
2. BATTERY CONNECTIONS: M12 BOLT
3. EARTH CONNECTIONS: M10 BOLT

NOTE: SOME VIEWS DO NOT SHOW THE ENCLOSURE FOR CLARITY. ENCLOSURE IS SUPPLIED AS STANDARD!

- NOTES:**
- 1) PRODUCT MUST BE INSTALLED IN COMPLIANCE WITH ALL NATIONAL AND LOCAL ELECTRICAL REGULATIONS
  - 2) PLEASE REFER TO UPS PRODUCT MANUALS FOR ADDITIONAL INFORMATION
  - 3) ALL DIMENSIONS IN MM UNLESS OTHERWISE SPECIFIED
  - 4) 4 - CORE SHIELDED SIGNAL CABLE MUST BE RUN FROM EMBS TO EACH UPS UNIT
  - 5) ALL DASHED LINES EXTERNAL TO BYPASS PANEL

PRODUCT REF:	RB1-DC-ISO-630-2P-1S	REV NO:	3
DOCUMENT NUMBER:	RBECAD00756	CREATION DATE:	22/03/2020
PAGE DESCRIPTION:	INTERNAL LAYOUT	REV DATE:	01/10/2020
PROJECT NO:	SUBMITTAL DRAWING	DRAWN BY:	R BARNES
PAGE TEMPLATE REF:	RBQS00078REV2	CHECKED BY:	L RICHARDSON
PRODUCT WEIGHT:	35KG	SHEET NUMBER:	3 OF 3