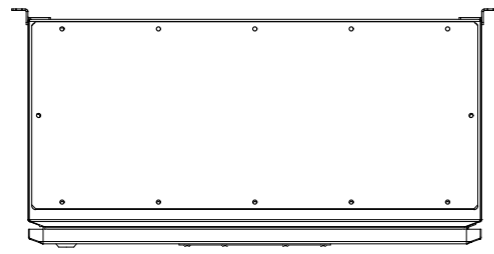


NOTES:
 1) PRODUCT MUST BE INSTALLED IN COMPLIANCE WITH ALL NATIONAL AND LOCAL ELECTRICAL REGULATIONS
 2) PLEASE REFER TO UPS PRODUCT MANUALS FOR ADDITIONAL INFORMATION
 3) ALL DIMENSIONS IN MM UNLESS OTHERWISE SPECIFIED
 4) 4 - CORE SHIELDED SIGNAL CABLE MUST BE RUN FROM EMBS TO EACH UPS UNIT
 5) ALL DASHED LINES EXTERNAL TO BYPASS PANEL

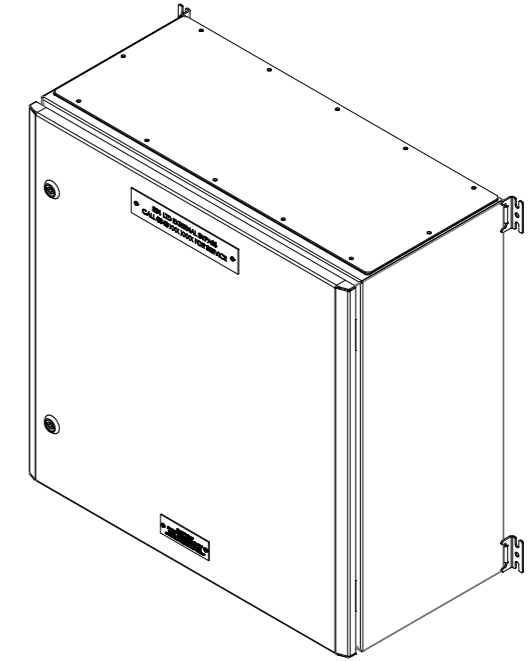
PRODUCT REF:	RB1-DC-F6-160-3P-3S	REV NO:	1
DOCUMENT NUMBER:	RBECAD-00412	CREATION DATE:	29/04/2016
PAGE DESCRIPTION:	MAIN SWITCH'S	REV DATE:	29/08/2018
PROJECT NO:	SUBMITTAL DRAWING	DRAWN BY:	R BARNES
PAGE TEMPLATE REF:	RBQS00075REV2	CHECKED BY:	L RICHARDSON
PRODUCT WEIGHT:	35KG	SHEET NUMBER:	1 OF 2

TOP VIEW:




MECHANICAL LAYOUT

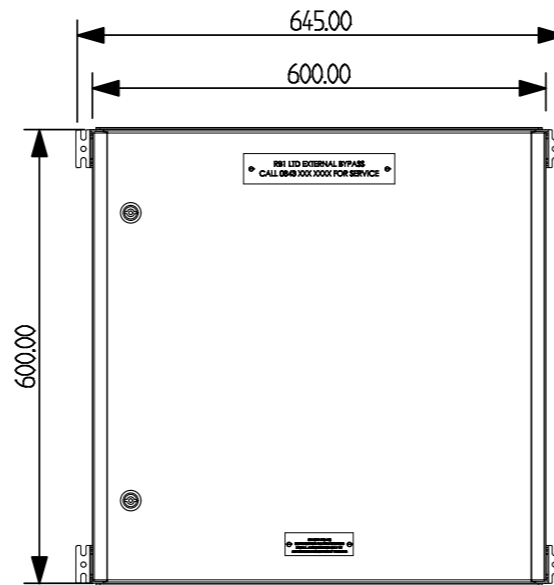
ISO VIEW:



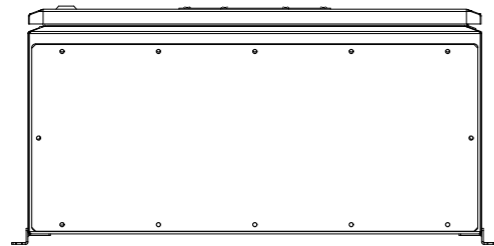
LEFT VIEW:



FRONT VIEW:



BOTTOM VIEW:



CABLE GLANDING:

MAIN DC FEED: TOP/BOTTOM
BATTERY FEEDS: TOP/BOTTOM

CABLE TERMINATIONS:

MAIN DC FEED: 1 x M10 BOLT OR 2 x M8 BOLT
BATTERY CONNECTIONS: M10 BOLT
EARTH: M6/M8 BOLT

NOTES:

- 1) PRODUCT MUST BE INSTALLED IN COMPLIANCE WITH ALL NATIONAL AND LOCAL ELECTRICAL REGULATIONS
- 2) PLEASE REFER TO UPS PRODUCT MANUALS FOR ADDITIONAL INFORMATION
- 3) ALL DIMENSIONS IN MM UNLESS OTHERWISE SPECIFIED
- 4) 4 - CORE SHIELDED SIGNAL CABLE MUST BE RUN FROM EMBS TO EACH UPS UNIT
- 5) ALL DASHED LINES EXTERNAL TO BYPASS PANEL

PRODUCT REF:	RB1-DC-F6-160-3P-3S	REV NO:	1
DOCUMENT NUMBER:	RBECAD-00412	CREATION DATE:	29/04/2016
PAGE DESCRIPTION:	MECHANICAL LAYOUT	REV DATE:	29/08/2018
PROJECT NO:	SUBMITTAL DRAWING	DRAWN BY:	R BARNES
PAGE TEMPLATE REF:	RBQS00078REV2	CHECKED BY:	L RICHARDSON
PRODUCT WEIGHT:	35KG	SHEET NUMBER:	2 OF 2