

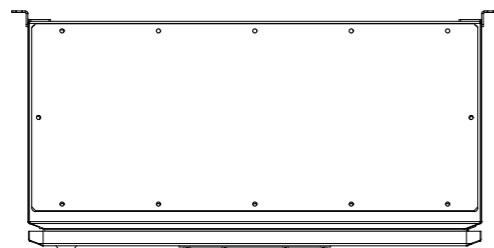
NOTES:

- 1) PRODUCT MUST BE INSTALLED IN COMPLIANCE WITH ALL NATIONAL AND LOCAL ELECTRICAL REGULATIONS
- 2) PLEASE REFER TO UPS PRODUCT MANUALS FOR ADDITIONAL INFORMATION
- 3) ALL DIMENSIONS IN MM UNLESS OTHERWISE SPECIFIED
- 4) 4 - CORE SHIELDED SIGNAL CABLE MUST BE RUN FROM EMBS TO EACH UPS UNIT
- 5) ALL DASHED LINES EXTERNAL TO BYPASS PANEL

PRODUCT REF:	RB1-DC-F4-160-3P-4S
DOCUMENT NUMBER:	RBECAD-00199
PAGE DESCRIPTION:	MAIN SWITCH'S
PROJECT NO:	SUBMITTAL DRAWING
PAGE TEMPLATE REF:	RBQS00075REV2
PRODUCT WEIGHT:	35KG

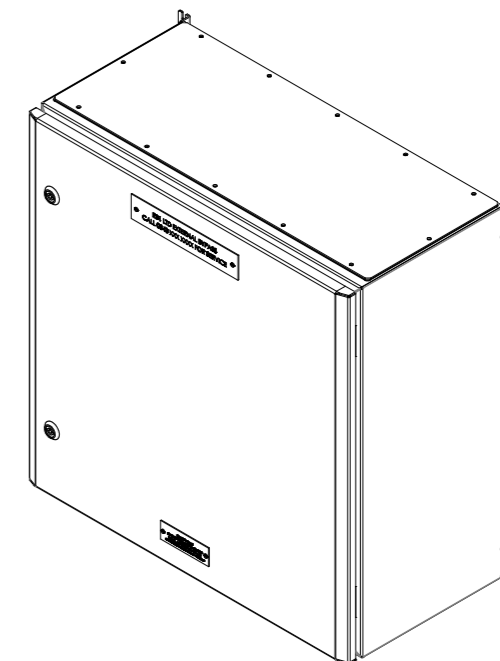
REV NO:	2
CREATION DATE:	29/04/2016
REV DATE:	20/11/2017
DRAWN BY:	R BARNES
CHECKED BY:	M BRADLEY
SHEET NUMBER:	1 OF 2

TOP VIEW:




MECHANICAL LAYOUT

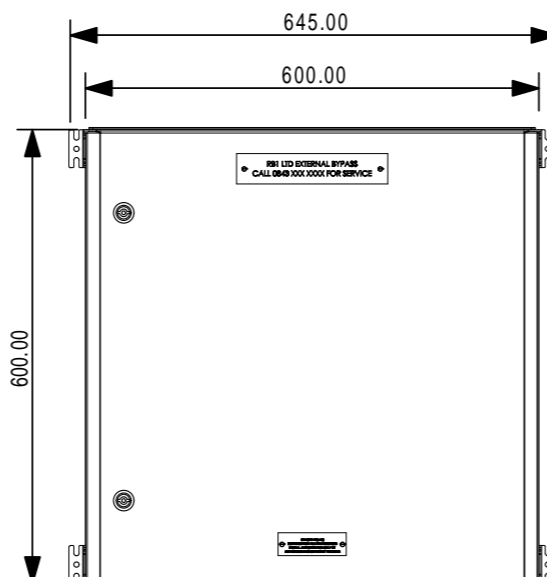
ISO VIEW:



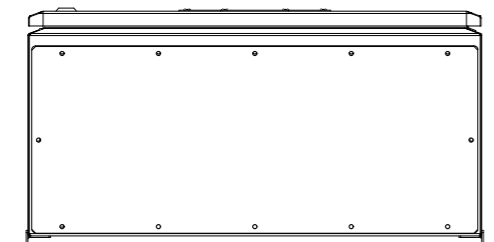
LEFT VIEW:



FRONT VIEW:



BOTTOM VIEW:



CABLE GLANDING:

MAIN DC FEED: TOP/BOTTOM
BATTERY FEEDS: TOP/BOTTOM

CABLE TERMINATIONS:

MAIN DC FEED: 1 x M10 BOLT OR 2 x M8 BOLT
BATTERY CONNECTIONS: M10 BOLT
EARTH: M6/M8 BOLT

NOTES:

- 1) PRODUCT MUST BE INSTALLED IN COMPLIANCE WITH ALL NATIONAL AND LOCAL ELECTRICAL REGULATIONS
- 2) PLEASE REFER TO UPS PRODUCT MANUALS FOR ADDITIONAL INFORMATION
- 3) ALL DIMENSIONS IN MM UNLESS OTHERWISE SPECIFIED
- 4) 4 - CORE SHIELDED SIGNAL CABLE MUST BE RUN FROM EMBS TO EACH UPS UNIT
- 5) ALL DASHED LINES EXTERNAL TO BYPASS PANEL

PRODUCT REF:	RB1-DC-F4-160-3P-4S	REV NO:	2
DOCUMENT NUMBER:	RBECAD-00199	CREATION DATE:	29/04/2016
PAGE DESCRIPTION:	MECHANICAL LAYOUT	REV DATE:	20/11/2017
PROJECT NO:	SUBMITTAL DRAWING	DRAWN BY:	R BARNES
PAGE TEMPLATE REF:	RBQS00078REV2	CHECKED BY:	M BRADLEY
PRODUCT WEIGHT:	35KG	SHEET NUMBER:	2 OF 2