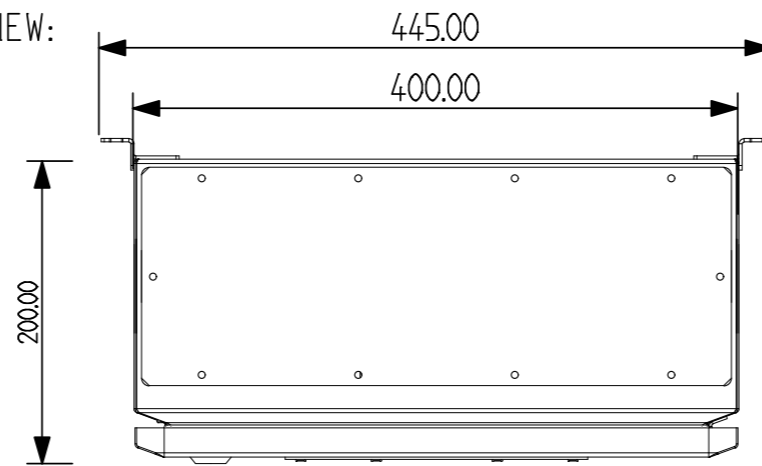


NOTES:
 1) PRODUCT MUST BE INSTALLED IN COMPLIANCE WITH ALL NATIONAL AND LOCAL ELECTRICAL REGULATIONS
 2) PLEASE REFER TO UPS PRODUCT MANUALS FOR ADDITIONAL INFORMATION
 3) ALL DIMENSIONS IN MM UNLESS OTHERWISE SPECIFIED
 4) 4 - CORE SHIELDED SIGNAL CABLE MUST BE RUN FROM EMBS TO EACH UPS UNIT
 5) ALL DASHED LINES EXTERNAL TO BYPASS PANEL

PRODUCT REF:	RB1-DC-F-160-2P-4S	REV NO:	1
DOCUMENT NUMBER:	RBECAD-00370	CREATION DATE:	29/04/2016
PAGE DESCRIPTION:	MAIN SWITCH'S	REV DATE:	15/08/2018
PROJECT NO:	SUBMITTAL DRAWING	DRAWN BY:	R BARNES
PAGE TEMPLATE REF:	RBQS00075REV2	CHECKED BY:	L RICHARDSON
PRODUCT WEIGHT:	20KG	SHEET NUMBER:	1 OF 2

MECHANICAL LAYOUT

TOP VIEW:



TERMINATION DETAILS:

CABLING GLANDING: TOP/BOTTOM

CABLE TERMINATION:

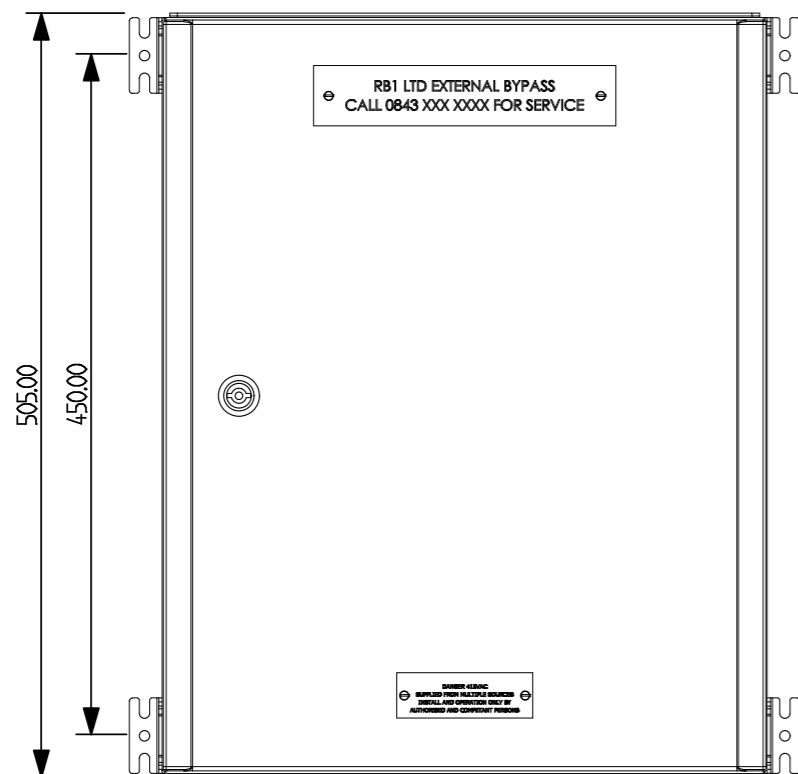
MAIN DC INPUT:

M8 BOLT ON COPPER PLATE (TOP/BOTTOM)

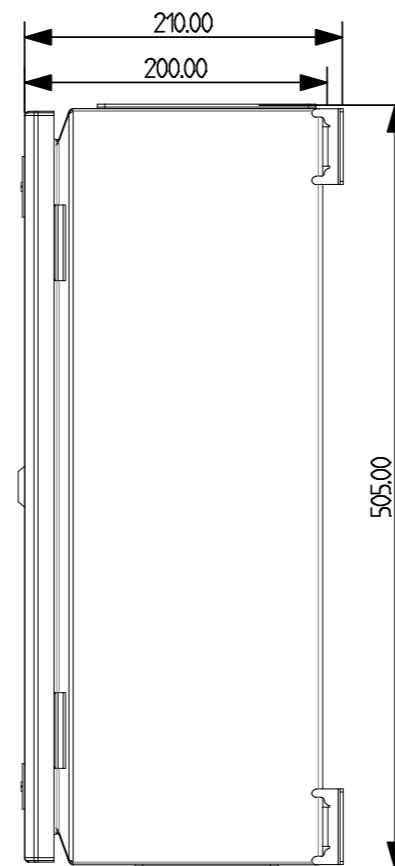
BATTERY:

M8 BOLT ON FUSE HOLDER (TOP/BOTTOM)

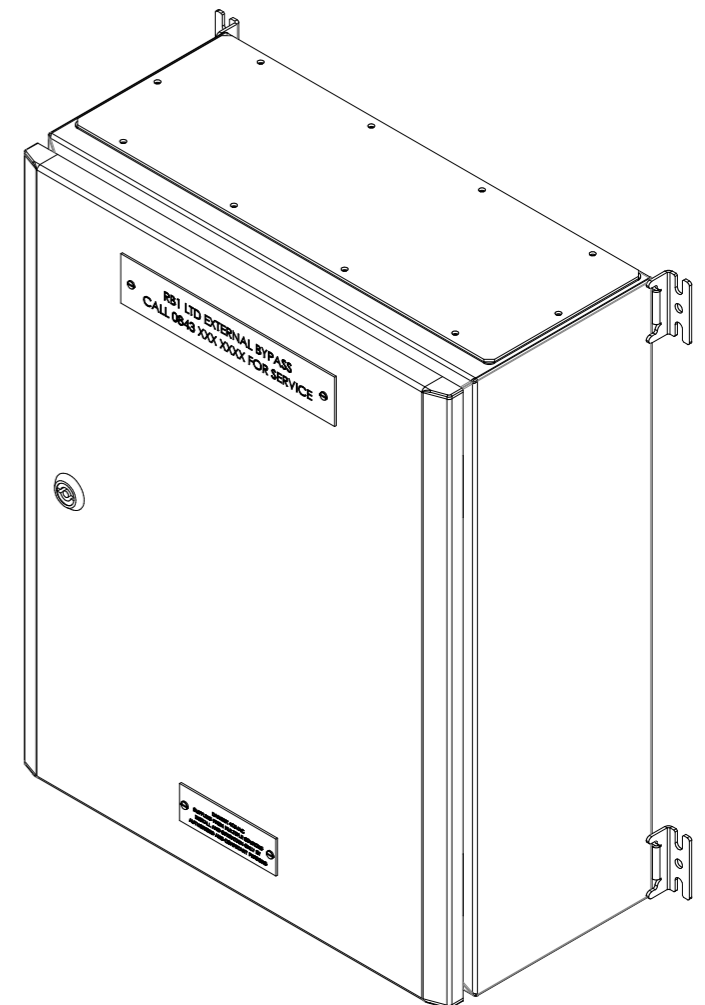
FRONT VIEW:



RIGHT VIEW:



ISO VIEW:



NOTES:

- 1) PRODUCT MUST BE INSTALLED IN COMPLIANCE WITH ALL NATIONAL AND LOCAL ELECTRICAL REGULATIONS
- 2) PLEASE REFER TO UPS PRODUCT MANUALS FOR ADDITIONAL INFORMATION
- 3) ALL DIMENSIONS IN MM UNLESS OTHERWISE SPECIFIED
- 4) 4 - CORE SHIELDED SIGNAL CABLE MUST BE RUN FROM EMBS TO EACH UPS UNIT
- 5) ALL DASHED LINES EXTERNAL TO BYPASS PANEL

PRODUCT REF:	RB1-DC-F-160-2P-4S	REV NO:	1
DOCUMENT NUMBER:	RBECAD-00370	CREATION DATE:	29/04/2016
PAGE DESCRIPTION:	MECHANICAL LAYOUT	REV DATE:	15/08/2018
PROJECT NO:	SUBMITTAL DRAWING	DRAWN BY:	R BARNES
PAGE TEMPLATE REF:	RBQS00078REV2	CHECKED BY:	L RICHARDSON
PRODUCT WEIGHT:	20KG	SHEET NUMBER:	2 OF 2