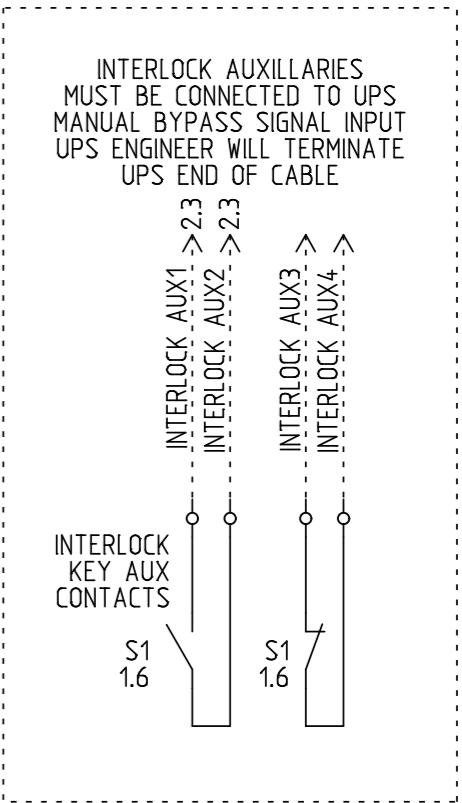


0 1 2 3 4 5 6 7 8 9

MAX PANEL SUPPLY PROTECTIVE DEVICE RATING:  
**63 AMPS**



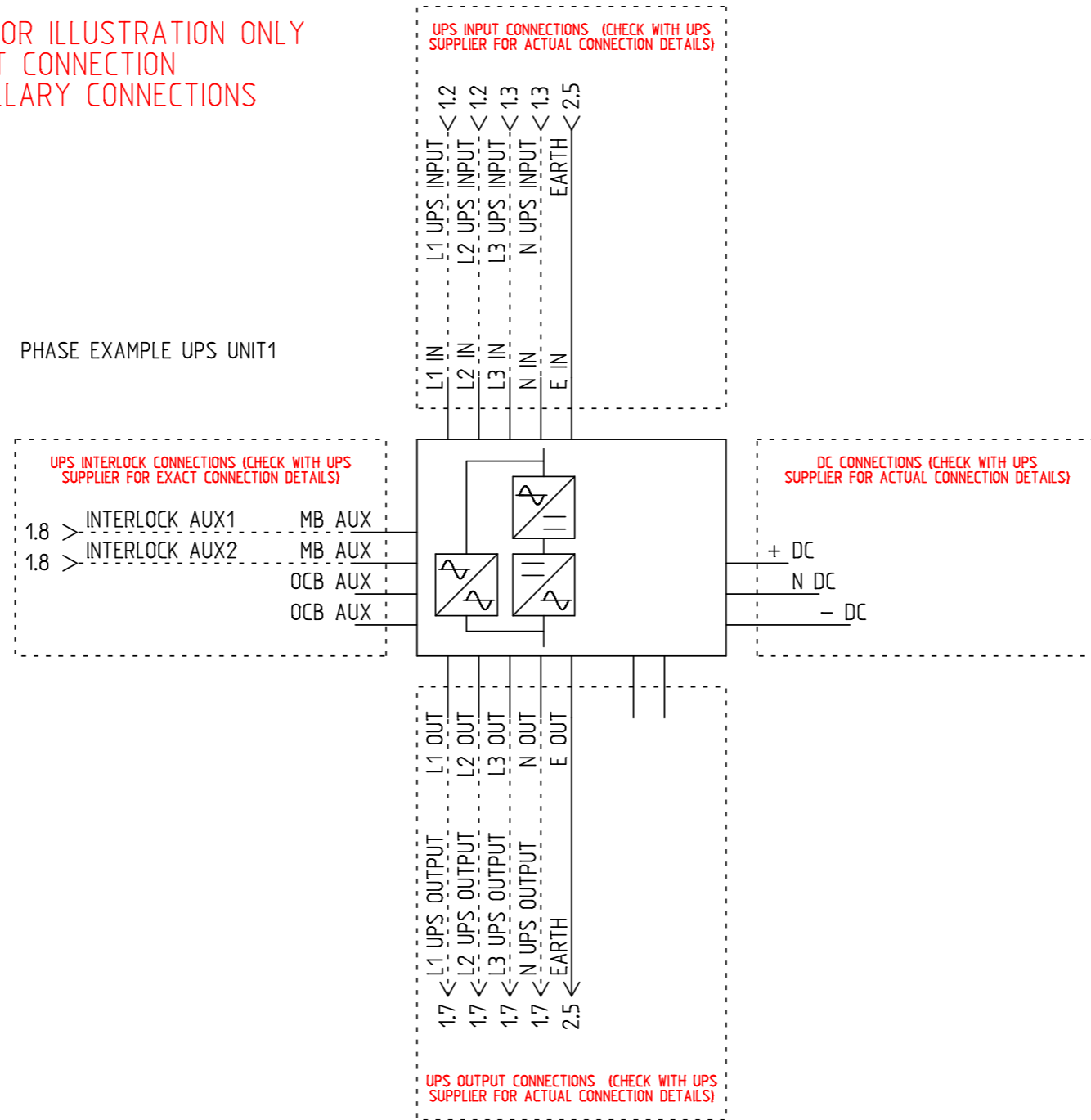
NO	NC
1.8	1.9

- NOTES:**
- 1) PRODUCT MUST BE INSTALLED IN COMPLIANCE WITH ALL NATIONAL AND LOCAL ELECTRICAL REGULATIONS
  - 2) PLEASE REFER TO UPS PRODUCT MANUALS FOR ADDITIONAL INFORMATION
  - 3) ALL DIMENSIONS IN MM UNLESS OTHERWISE SPECIFIED
  - 4) 4 - CORE SHIELDED SIGNAL CABLE MUST BE RUN FROM EMBS TO EACH UPS UNIT
  - 5) ALL DASHED LINES EXTERNAL TO BYPASS PANEL

PRODUCT REF:	RB1-C-EMBS-63A-4P-ISO-(3-4-4)	REV NO:	1
DOCUMENT NUMBER:	RBECAD-00069	CREATION DATE:	29/04/2016
PAGE DESCRIPTION:	MAIN SWITCH'S	REV DATE:	11/05/2026
PROJECT NO:	SUBMITTAL DRAWING	DRAWN BY:	D WARD
PAGE TEMPLATE REF:	RBQS00075REV2	CHECKED BY:	L RICHARDSON
PRODUCT WEIGHT:	15KG	SHEET NUMBER:	1 OF 5

EXAMPLE UPS UNIT CONNECTION DIAGRAM FOR ILLUSTRATION ONLY  
 CHECK WITH UPS UNIT SUPPLIER FOR EXACT CONNECTION  
 CONFIGURATION FOR THE AC, DC AND AUXILLARY CONNECTIONS

PHASE EXAMPLE UPS UNIT1



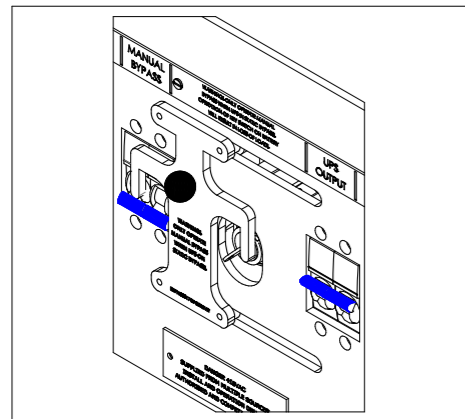
**NOTES:**

- 1) PRODUCT MUST BE INSTALLED IN COMPLIANCE WITH ALL NATIONAL AND LOCAL ELECTRICAL REGULATIONS
- 2) PLEASE REFER TO UPS PRODUCT MANUALS FOR ADDITIONAL INFORMATION
- 3) ALL DIMENSIONS IN MM UNLESS OTHERWISE SPECIFIED
- 4) 4 - CORE SHIELDED SIGNAL CABLE MUST BE RUN FROM EMBS TO EACH UPS UNIT
- 5) ALL DASHED LINES EXTERNAL TO BYPASS PANEL

PRODUCT REF:	RB1-C-EMBS-63A-4P-ISO-(3-4-4)	REV NO:	1
DOCUMENT NUMBER:	RBECAD-00069	CREATION DATE:	11/05/2016
PAGE DESCRIPTION:	UPS UNIT	REV DATE:	11/05/2026
PROJECT NO:	SUBMITTAL DRAWING	DRAWN BY:	D WARD
PAGE TEMPLATE REF:	RBQS00078REV2	CHECKED BY:	L RICHARDSON
PRODUCT WEIGHT:	15KG	SHEET NUMBER:	2 OF 5

DO NOT USE THIS PROCEDURE IF THE MAINS IS NOT AVAILABLE. IF IN ANY DOUBT CONTACT YOUR UPS SERVICE PROVIDER.

STEP A (NORMAL POSITION)



MANUAL BYPASS:  
-IN THE OFF POSITION

INTERLOCK KEY :  
-INSERTED + TURNED CLOCKWISE

UPS OUTPUT:  
-IN THE ON POSITION

UPS UNIT:  
-ONLINE - LOAD ON UPS

STEP B

REFER TO UPS USER MANUAL TO SWITCH THE UPS UNIT (OR UNITS) TO STATIC BYPASS

ONCE UPS UNIT (OR UNITS) ARE IN STATIC BYPASS CONTINUE THE SWITCHING SEQUENCE

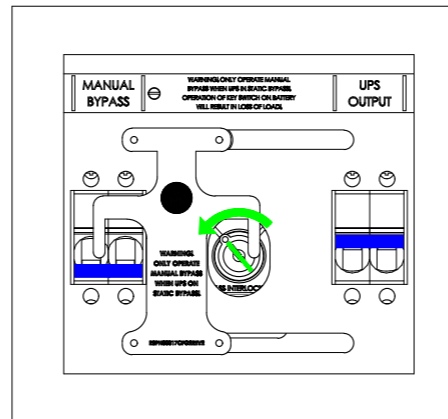
MANUAL BYPASS:  
-IN THE OFF POSITION

INTERLOCK KEY :  
-INSERTED + TURNED CLOCKWISE

UPS OUTPUT:  
-IN THE ON POSITION

UPS UNIT:  
-STATIC BYPASS - LOAD ON MAINS

STEP C



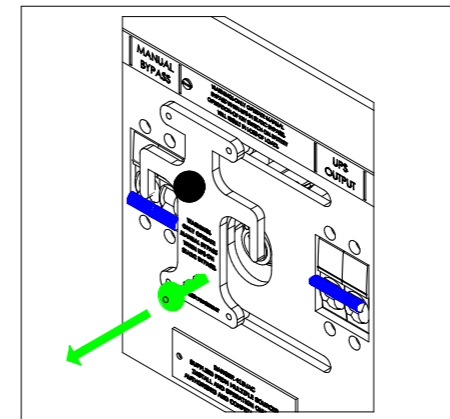
MANUAL BYPASS:  
-IN THE OFF POSITION

INTERLOCK KEY :  
-INSERTED + TURNED ANTI-CLOCKWISE

UPS OUTPUT:  
-IN THE ON POSITION

UPS UNIT:  
-STATIC BYPASS - LOAD ON MAINS

STEP D



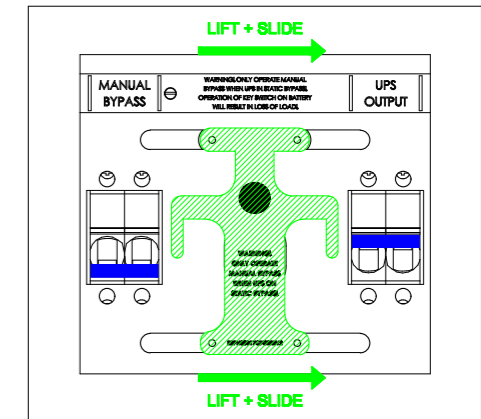
MANUAL BYPASS:  
-IN THE OFF POSITION

INTERLOCK KEY :  
-REMOVED

UPS OUTPUT:  
-IN THE ON POSITION

UPS UNIT:  
-STATIC BYPASS - LOAD ON MAINS

STEP E



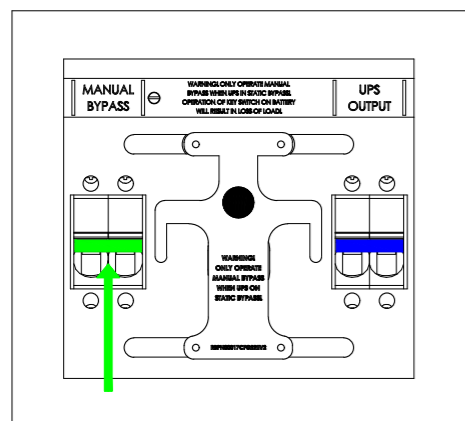
MANUAL BYPASS:  
-IN THE OFF POSITION

INTERLOCK KEY :  
-REMOVED

UPS OUTPUT:  
-IN THE ON POSITION

UPS UNIT:  
-STATIC BYPASS - LOAD ON MAINS

STEP F



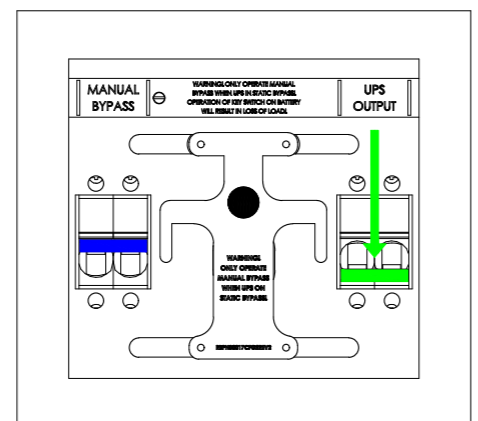
MANUAL BYPASS:  
-IN THE ON POSITION

INTERLOCK KEY :  
-REMOVED

UPS OUTPUT:  
-IN THE ON POSITION

UPS UNIT:  
-STATIC BYPASS - LOAD ON MAINS

STEP G



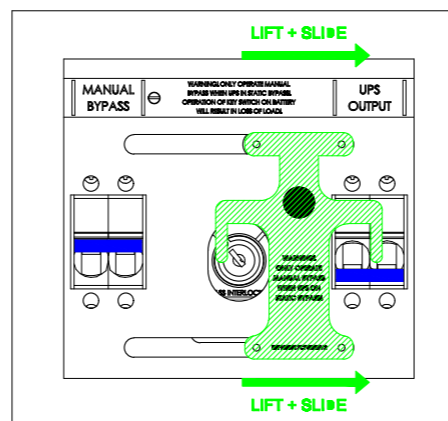
MANUAL BYPASS:  
-IN THE ON POSITION

INTERLOCK KEY :  
-REMOVED

UPS OUTPUT:  
-IN THE OFF POSITION

UPS UNIT:  
-STATIC BYPASS - LOAD ON MAINS

STEP H



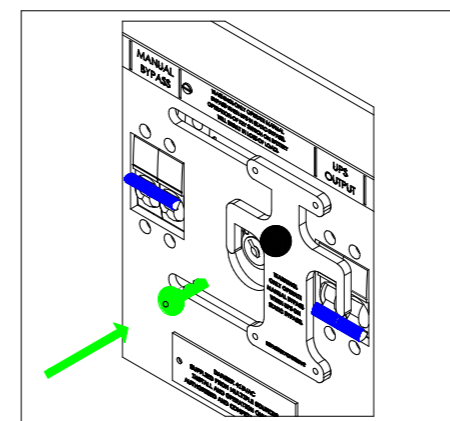
MANUAL BYPASS:  
-IN THE ON POSITION

INTERLOCK KEY :  
-REMOVED

UPS OUTPUT:  
-IN THE OFF POSITION

UPS UNIT:  
-STATIC BYPASS - LOAD ON MAINS

STEP I



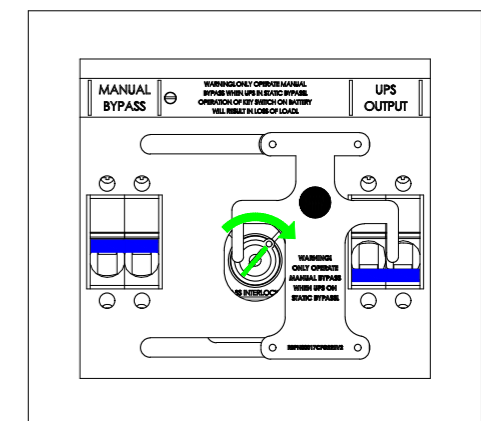
MANUAL BYPASS:  
-IN THE ON POSITION

INTERLOCK KEY :  
-INSERTED + TURNED ANTI-CLOCKWISE

UPS OUTPUT:  
-IN THE OFF POSITION

UPS UNIT:  
-STATIC BYPASS - LOAD ON MAINS

STEP J



MANUAL BYPASS:  
-IN THE ON POSITION

INTERLOCK KEY :  
-INSERTED + TURNED CLOCKWISE

UPS OUTPUT:  
-IN THE OFF POSITION

UPS UNIT:  
-STATIC BYPASS - LOAD ON MAINS

NOTES:

- 1) PRODUCT MUST BE INSTALLED IN COMPLIANCE WITH ALL NATIONAL AND LOCAL ELECTRICAL REGULATIONS
- 2) PLEASE REFER TO UPS PRODUCT MANUALS FOR ADDITIONAL INFORMATION
- 3) ALL DIMENSIONS IN MM UNLESS OTHERWISE SPECIFIED
- 4) 4 - CORE SHIELDED SIGNAL CABLE MUST BE RUN FROM EMBS TO EACH UPS UNIT
- 5) ALL DASHED LINES EXTERNAL TO BYPASS PANEL

PRODUCT REF:	RB1-C-EMBS-63A-4P-ISO-(3-4-4)
DOCUMENT NUMBER:	RBECAD-00069
PAGE DESCRIPTION:	INTERLOCK OPERATION PAGE 1
PROJECT NO:	SUBMITTAL DRAWING
PAGE TEMPLATE REF:	RBQS00078REV2
PRODUCT WEIGHT:	15KG

REV NO:	1
CREATION DATE:	29/04/2016
REV DATE:	11/05/2026
DRAWN BY:	D WARD
CHECKED BY:	L RICHARDSON
SHEET NUMBER:	3 OF 5

DO NOT USE THIS PROCEDURE IF THE MAINS IS NOT AVAILABLE. IF IN ANY DOUBT CONTACT YOUR UPS SERVICE PROVIDER.

STEP K (ON BYPASS POSITION)

THIS PROCEDURE ASSUMES:

ALL SWITCH'S ON THE EMBS AND ON THE UPS UNIT SHOULD STILL BE AS PER STEP J ON THE PREVIOUS PAGE PRIOR TO PROCEEDING

THE UPS UNIT SHOULD BE IN STATIC BYPASS AND SHOULD BE READY TO ACCEPT THE SYSTEM LOAD

IF IN ANY DOUBT CONTACT YOUR UPS SYSTEM SERVICE PROVIDER BEFORE PROCEEDING

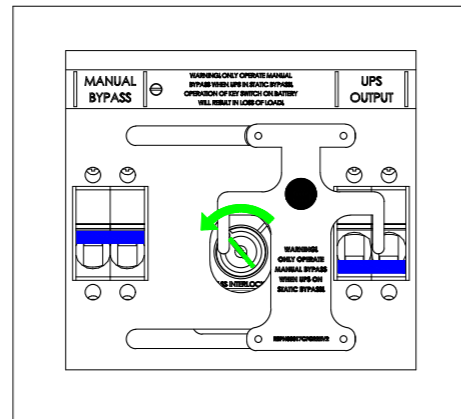
MANUAL BYPASS:  
-IN THE ON POSITION

INTERLOCK KEY :  
-INSERTED + TURNED CLOCKWISE

UPS OUTPUT:  
-IN THE OFF POSITION

UPS UNIT:  
-STATIC BYPASS - LOAD ON MAINS

STEP L



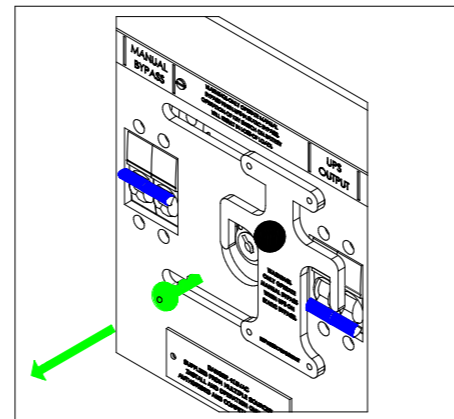
MANUAL BYPASS:  
-IN THE ON POSITION

INTERLOCK KEY :  
-INSERTED + TURNED ANTI-CLOCKWISE

UPS OUTPUT:  
-IN THE OFF POSITION

UPS UNIT:  
-STATIC BYPASS - LOAD ON MAINS

STEP M



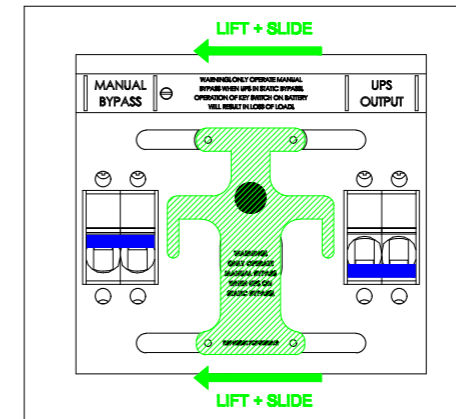
MANUAL BYPASS:  
-IN THE ON POSITION

INTERLOCK KEY :  
-REMOVED

UPS OUTPUT:  
-IN THE OFF POSITION

UPS UNIT:  
-STATIC BYPASS - LOAD ON MAINS

STEP N



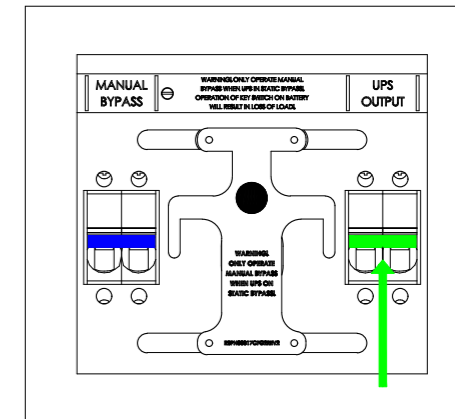
MANUAL BYPASS:  
-IN THE ON POSITION

INTERLOCK KEY :  
-REMOVED

UPS OUTPUT:  
-IN THE OFF POSITION

UPS UNIT:  
-STATIC BYPASS - LOAD ON MAINS

STEP O



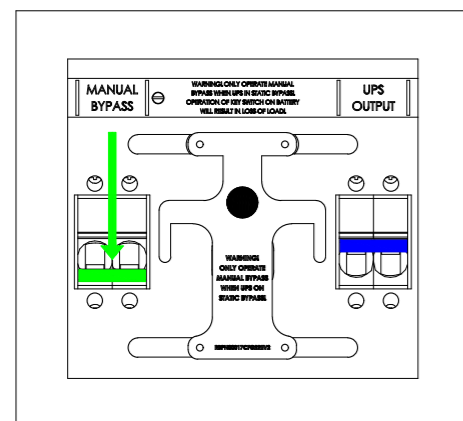
MANUAL BYPASS:  
-IN THE ON POSITION

INTERLOCK KEY :  
-REMOVED

UPS OUTPUT:  
-IN THE ON POSITION

UPS UNIT:  
-STATIC BYPASS - LOAD ON MAINS

STEP P



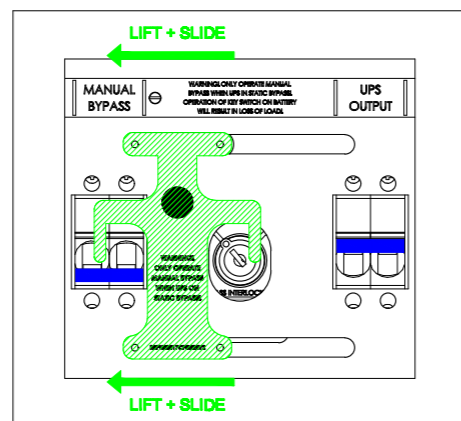
MANUAL BYPASS:  
-IN THE OFF POSITION

INTERLOCK KEY :  
-REMOVED

UPS OUTPUT:  
-IN THE ON POSITION

UPS UNIT:  
-STATIC BYPASS - LOAD ON MAINS

STEP Q



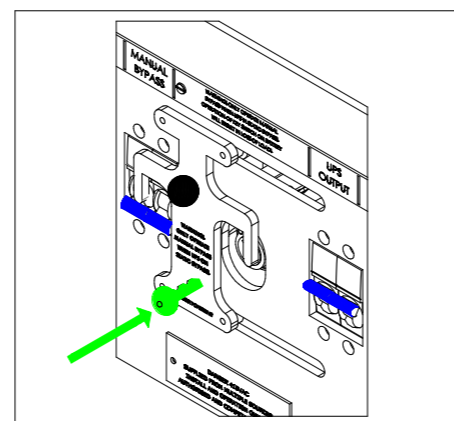
MANUAL BYPASS:  
-IN THE OFF POSITION

INTERLOCK KEY :  
-REMOVED

UPS OUTPUT:  
-IN THE ON POSITION

UPS UNIT:  
-STATIC BYPASS - LOAD ON MAINS

STEP R



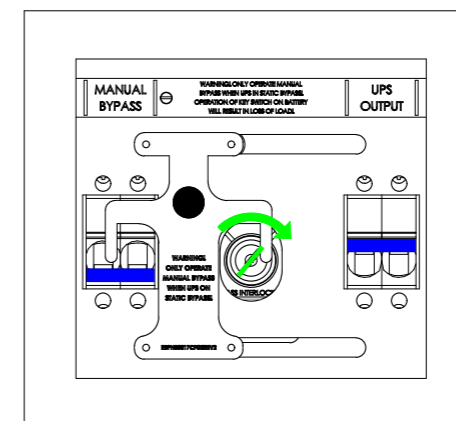
MANUAL BYPASS:  
-IN THE OFF POSITION

INTERLOCK KEY :  
-INSERTED + TURNED ANTI-CLOCKWISE

UPS OUTPUT:  
-IN THE ON POSITION

UPS UNIT:  
-STATIC BYPASS - LOAD ON MAINS

STEP S



MANUAL BYPASS:  
-IN THE OFF POSITION

INTERLOCK KEY :  
-INSERTED + TURNED CLOCKWISE

UPS OUTPUT:  
-IN THE ON POSITION

UPS UNIT:  
-STATIC BYPASS - LOAD ON MAINS

STEP T

REFER TO UPS USER MANUAL TO SWITCH THE UPS UNIT (OR UNITS) TO ONLINE MODE

ONCE UPS UNIT (OR UNITS) ARE ONLINE THE SEQUENCE IS COMPLETE AND THE LOAD IS NOW BACKED UP BY UPS

IF IN ANY DOUBT CONTACT YOUR UPS SERVICE PROVIDER

MANUAL BYPASS:  
-IN THE OFF POSITION

INTERLOCK KEY :  
-INSERTED + TURNED CLOCKWISE

UPS OUTPUT:  
-IN THE ON POSITION

UPS UNIT:  
-ONLINE - LOAD ON UPS

NOTES:

- 1) PRODUCT MUST BE INSTALLED IN COMPLIANCE WITH ALL NATIONAL AND LOCAL ELECTRICAL REGULATIONS
- 2) PLEASE REFER TO UPS PRODUCT MANUALS FOR ADDITIONAL INFORMATION
- 3) ALL DIMENSIONS IN MM UNLESS OTHERWISE SPECIFIED
- 4) 4 - CORE SHIELDED SIGNAL CABLE MUST BE RUN FROM EMBS TO EACH UPS UNIT
- 5) ALL DASHED LINES EXTERNAL TO BYPASS PANEL

PRODUCT REF:

RB1-C-EMBS-63A-4P-ISO-(3-4-4)

DOCUMENT NUMBER:

RBECAD-00069

PAGE DESCRIPTION:

INTERLOCK OPERATION PAGE 2

PROJECT NO:

SUBMITTAL DRAWING

PAGE TEMPLATE REF:

RBQS00078REV2

PRODUCT WEIGHT:

15KG

REV NO:

1

CREATION DATE:

29/04/2016

REV DATE:

11/05/2026

DRAWN BY:

D WARD

CHECKED BY:

L RICHARDSON

SHEET NUMBER:

4 OF 5

MECHANICAL LAYOUT

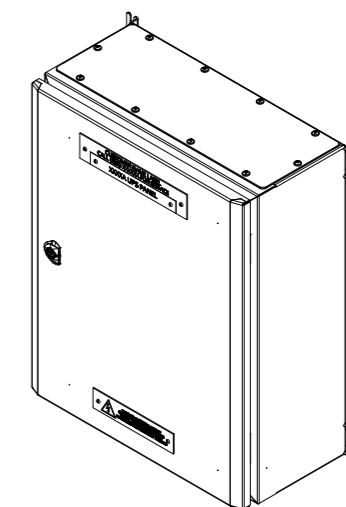
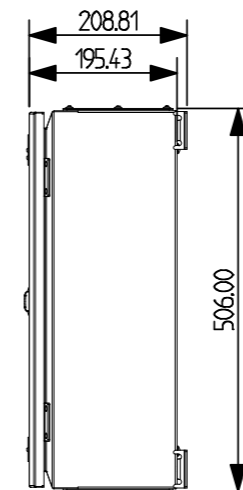
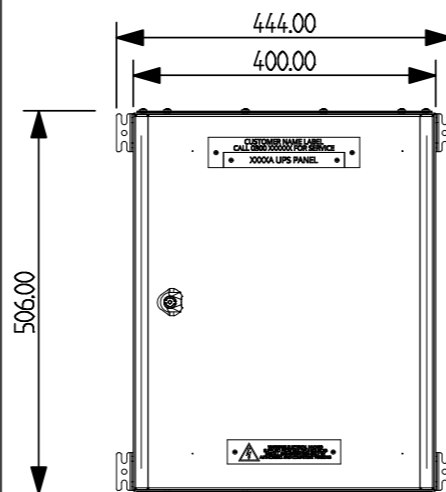
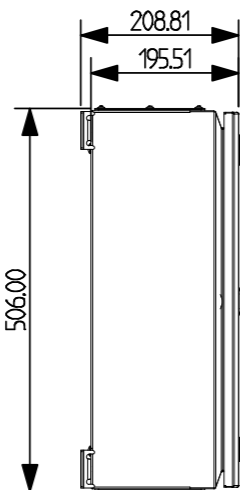
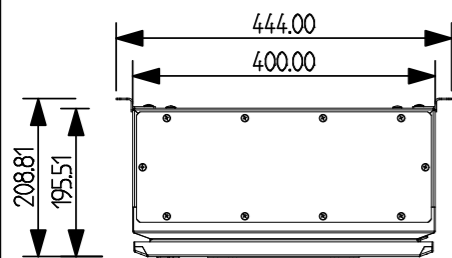
LEFT VIEW

FRONT/REAR VIEW

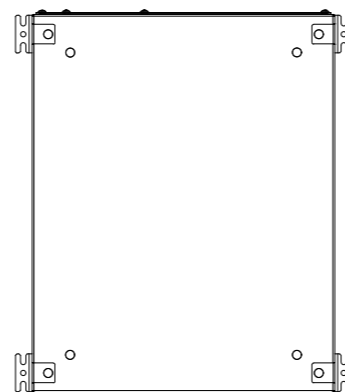
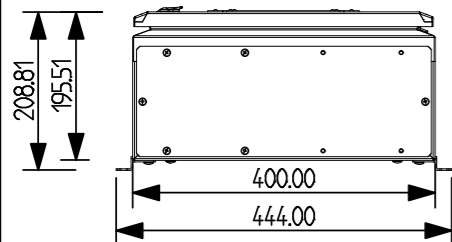
RIGHT VIEW

ISOMETRIC VIEW

TOP VIEW



BOTTOM VIEW



NOTES ON MECHANICAL LAYOUT:

1. ENCLOSURE CAN BE INSTALLED WITHOUT MOUNTING FEET IF PREFERRED
2. MOUNTING FEET SUPPLIED LOOSE FOR INSTALLER TO FIT
3. DOOR CAN BE HUNG ON OPPOSITE SIDE ON REQUEST

NOTES:

- 1) PRODUCT MUST BE INSTALLED IN COMPLIANCE WITH ALL NATIONAL AND LOCAL ELECTRICAL REGULATIONS
- 2) PLEASE REFER TO UPS PRODUCT MANUALS FOR ADDITIONAL INFORMATION
- 3) ALL DIMENSIONS IN MM UNLESS OTHERWISE SPECIFIED
- 4) 4 - CORE SHIELDED SIGNAL CABLE MUST BE RUN FROM EMBS TO EACH UPS UNIT
- 5) ALL DASHED LINES EXTERNAL TO BYPASS PANEL

PRODUCT REF:	RB1-C-EMBS-63A-4P-ISO-(3-4-4)	REV NO:	1
DOCUMENT NUMBER:	RBECAD-00069	CREATION DATE:	29/04/2016
PAGE DESCRIPTION:	MECHANICAL LAYOUT	REV DATE:	11/05/2026
PROJECT NO:	SUBMITTAL DRAWING	DRAWN BY:	D WARD
PAGE TEMPLATE REF:	RBQS00078REV2	CHECKED BY:	L RICHARDSON
PRODUCT WEIGHT:	15KG	SHEET NUMBER:	5 OF 5