

**NOTES:**  
 1) PRODUCT MUST BE INSTALLED IN COMPLIANCE WITH ALL NATIONAL AND LOCAL ELECTRICAL REGULATIONS  
 2) PLEASE REFER TO UPS PRODUCT MANUALS FOR ADDITIONAL INFORMATION  
 3) ALL DIMENSIONS IN MM UNLESS OTHERWISE SPECIFIED  
 4) 4 - CORE SHIELDED SIGNAL CABLE MUST BE RUN FROM EMBS TO EACH UPS UNIT  
 5) ALL DASHED LINES EXTERNAL TO BYPASS PANEL

PRODUCT REF:	RB1-ATS-63A-2P-MCCB	REV NO:	1
DOCUMENT NUMBER:	RBECAD-00215	CREATION DATE:	19/08/2016
PAGE DESCRIPTION:	AUTO CHANGEOVER SECTION	REV DATE:	22/02/2023
PROJECT NO:	SUBMITTAL DRAWING	DRAWN BY:	D WARD
PAGE TEMPLATE REF:	RBQS00075REV2	CHECKED BY:	L RICHARDSON
PRODUCT WEIGHT:	25KG	SHEET NUMBER:	1 OF 2

ENCLOSURE LAYOUT

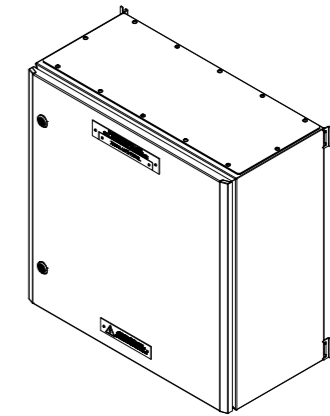
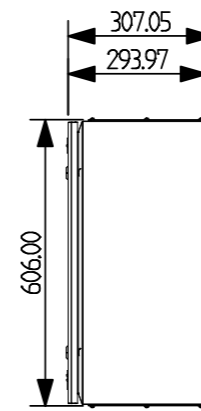
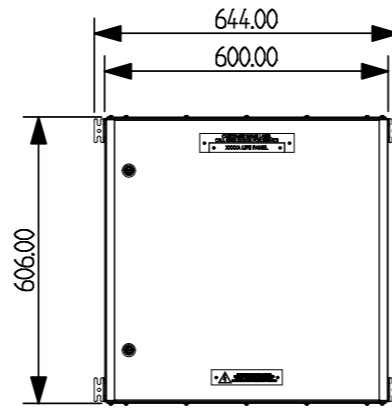
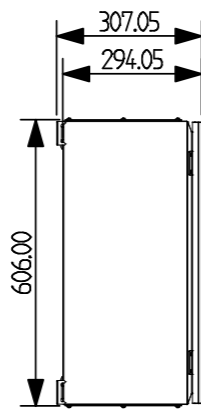
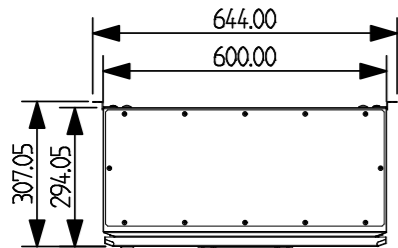
LEFT VIEW

FRONT/REAR VIEW

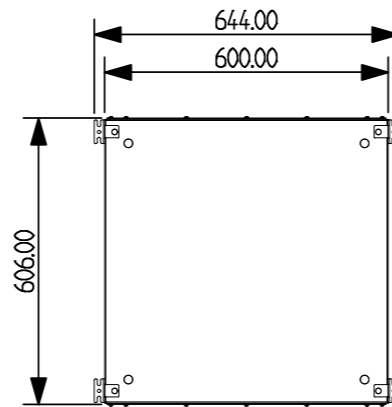
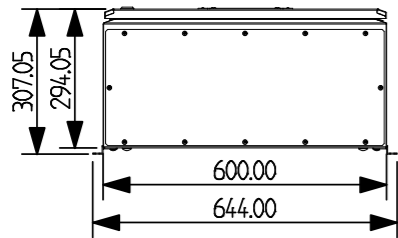
RIGHT VIEW

ISOMETRIC VIEW

TOP VIEW



BOTTOM VIEW



NOTES ON MECHANICAL LAYOUT:

1. ENCLOSURE CAN BE INSTALLED WITHOUT MOUNTING FEET IF PREFERRED
2. DOOR CAN BE HUNG ON OPPOSITE SIDE ON REQUEST

NOTES:

- 1) PRODUCT MUST BE INSTALLED IN COMPLIANCE WITH ALL NATIONAL AND LOCAL ELECTRICAL REGULATIONS
- 2) PLEASE REFER TO UPS PRODUCT MANUALS FOR ADDITIONAL INFORMATION
- 3) ALL DIMENSIONS IN MM UNLESS OTHERWISE SPECIFIED
- 4) 4 - CORE SHIELDED SIGNAL CABLE MUST BE RUN FROM EMBS TO EACH UPS UNIT
- 5) ALL DASHED LINES EXTERNAL TO BYPASS PANEL

PRODUCT REF:	RB1-ATS-63A-2P-MCCB	REV NO:	1
DOCUMENT NUMBER:	RBECAD-00215	CREATION DATE:	29/04/2016
PAGE DESCRIPTION:	MECHANICAL LAYOUT	REV DATE:	13/06/2024
PROJECT NO:	SUBMITTAL DRAWING	DRAWN BY:	D WARD
PAGE TEMPLATE REF:	RBQS00078REV2	CHECKED BY:	L RICHARDSON
PRODUCT WEIGHT:	25KG	SHEET NUMBER:	2 OF 2