

AUTOMATIC CHANGEOVER MCCB PAIR. WITH BUILT IN PHASE FAILURE SYSTEM INTERLOCKED TO ONLY ALLOW 1 SUPPLY TO BE ENERGISED AT A TIME

CONTROL UNIT MUST BE SET TO:
 MENU A9: 000 FOR MAINS TO MAINS APPLICATIONS
 MENU A9: 002 FOR MAINS TO GENERATOR APPLICATIONS

24VDC SUPPLY IS ONLY USED IN MAINS TO GEN APPLICATIONS INPUT SUPPLY IS OPTIONAL. IT KEEPS THE CONTROL DISPLAY POWERED BEFORE THE GEN STARTS

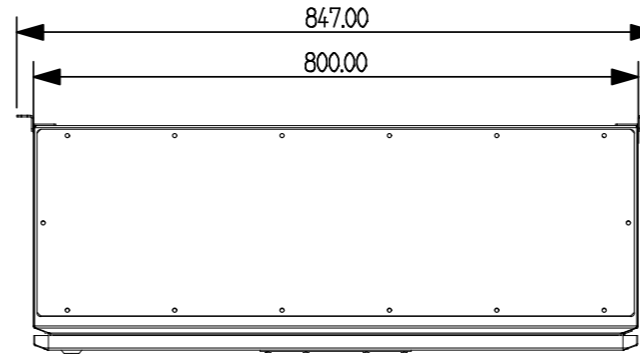
GEN START SIGNAL IS ONLY ENABLED WHEN ATS MODULE IS SET TO MAINS - GEN OPERATING MODE
 MENU A9 - SET TO 002

- NOTES:**
- 1) PRODUCT MUST BE INSTALLED IN COMPLIANCE WITH ALL NATIONAL AND LOCAL ELECTRICAL REGULATIONS
 - 2) PLEASE REFER TO UPS PRODUCT MANUALS FOR ADDITIONAL INFORMATION
 - 3) ALL DIMENSIONS IN MM UNLESS OTHERWISE SPECIFIED
 - 4) 4 - CORE SHIELDED SIGNAL CABLE MUST BE RUN FROM EMBS TO EACH UPS UNIT
 - 5) ALL DASHED LINES EXTERNAL TO BYPASS PANEL

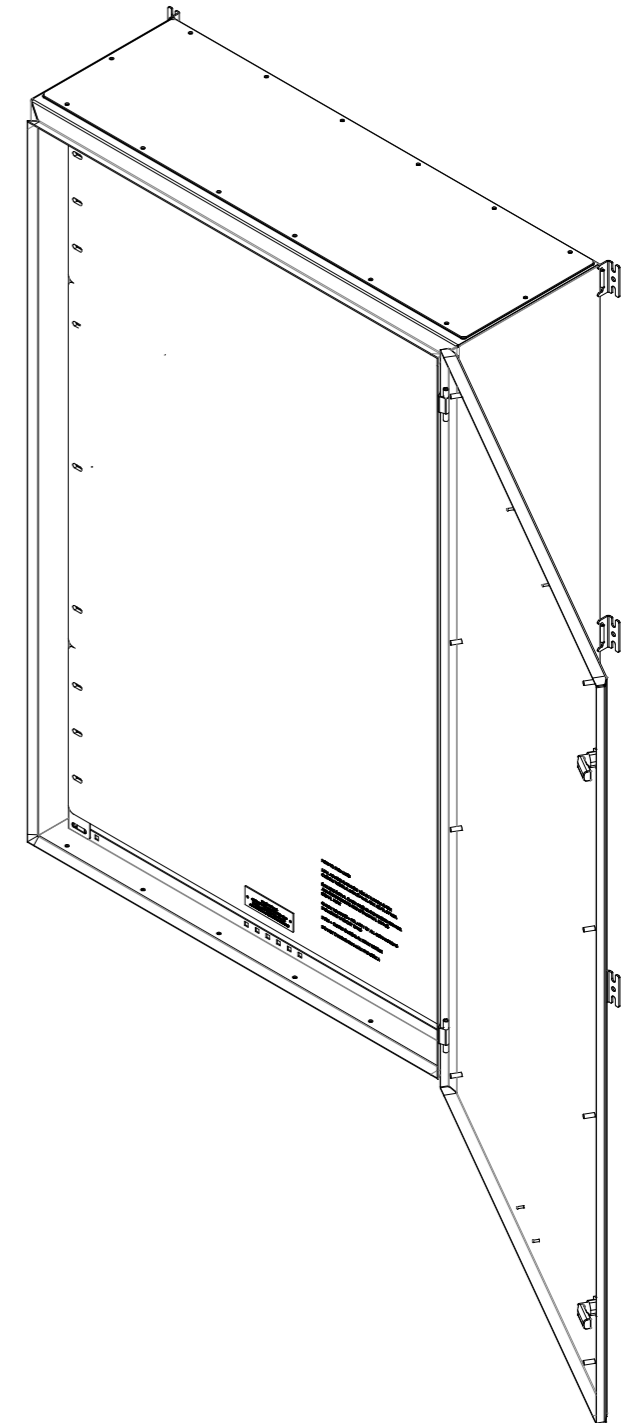
PRODUCT REF:	RB1-ATS-250A-4P-MCCB	REV NO:	1
DOCUMENT NUMBER:	RBECAD-00291	CREATION DATE:	19/08/2016
PAGE DESCRIPTION:	AUTO CHANGEOVER SECTION	REV DATE:	30/01/2018
PROJECT NO:	SUBMITTAL DRAWING	DRAWN BY:	R BARNES
PAGE TEMPLATE REF:	RBQS00075REV2	CHECKED BY:	L RICHARDSON
PRODUCT WEIGHT:	45KG	SHEET NUMBER:	1 OF 2

MECHANICAL LAYOUT

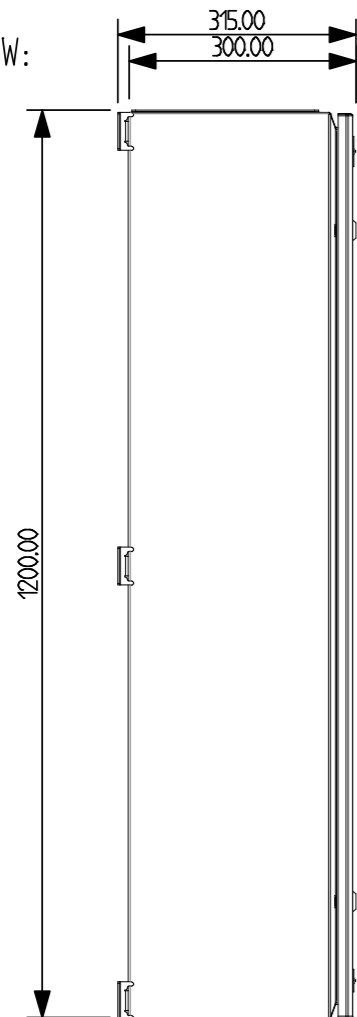
TOP VIEW:



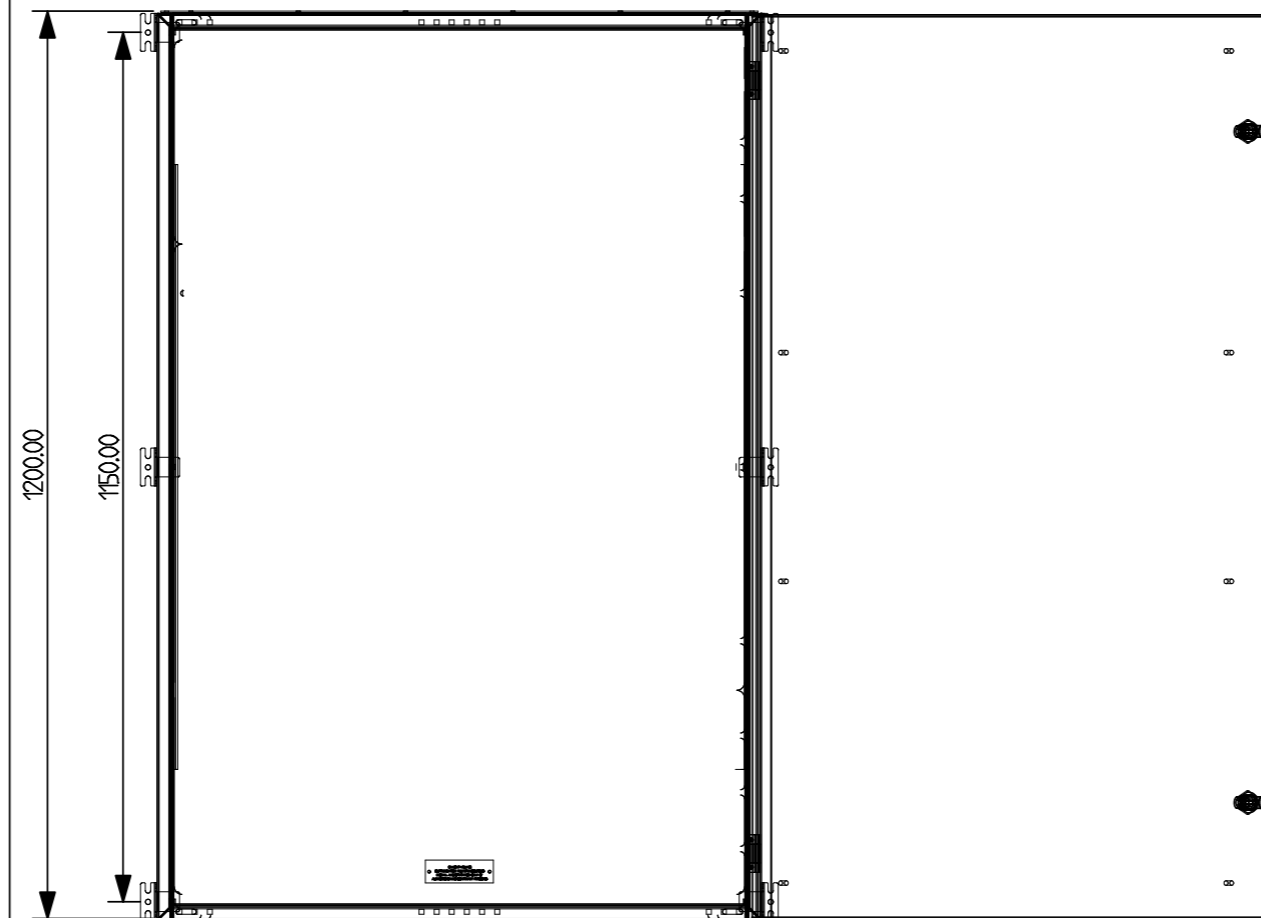
ISO VIEW:



LEFT VIEW:



FRONT VIEW:



TERMINATION DETAILS:

- SOURCE A INPUT: 10MM BOLT ON BUSBAR (ACCESS TOP/BOTTOM)
- SOURCE B INPUT: 10MM BOLT ON BUSBAR (ACCESS TOP/BOTTOM)
- LOAD OUTPUT: 10MM BOLT ON BUSBAR (ACCESS TOP/BOTTOM)

NOTES:

- 1) PRODUCT MUST BE INSTALLED IN COMPLIANCE WITH ALL NATIONAL AND LOCAL ELECTRICAL REGULATIONS
- 2) PLEASE REFER TO UPS PRODUCT MANUALS FOR ADDITIONAL INFORMATION
- 3) ALL DIMENSIONS IN MM UNLESS OTHERWISE SPECIFIED
- 4) 4 - CORE SHIELDED SIGNAL CABLE MUST BE RUN FROM EMBS TO EACH UPS UNIT
- 5) ALL DASHED LINES EXTERNAL TO BYPASS PANEL

PRODUCT REF:	RB1-ATS-250A-4P-MCCB
DOCUMENT NUMBER:	RBECAD-00291
PAGE DESCRIPTION:	MECHANICAL LAYOUT
PROJECT NO:	SUBMITTAL DRAWING
PAGE TEMPLATE REF:	RBQS00078REV2
PRODUCT WEIGHT:	45KG

REV NO:	1
CREATION DATE:	29/04/2016
REV DATE:	30/01/2018
DRAWN BY:	R BARNES
CHECKED BY:	L RICHARDSON
SHEET NUMBER:	2 OF 2